



Surge Protective Device

Paperless Datasheet

Going green and protecting environment is manufacturers' responsibility. Each WatchfulEyE product has a link of downloading data sheet on its enclosure:

<http://datasheet.watchfuleyesolutions.com/US120114.html>

Model & Ordering Code

Model	Ordering Code	MCOV/Uc	Remote Contacts	UPC/EAN Code
WTH-20/D/R/2P-275	US120114	275VAC	YES	(0) 811914031178
WTH-20/D/2P-275	US120104		NO	(0) 811914031475
WTH-20/D/R/2P-320	US120115	320VAC	YES	(0) 811914031185
WTH-20/D/2P-320	US120105		NO	(0) 811914031482
WTH-20/D/R/2P-385	US120116	385VAC	YES	(0) 811914031192
WTH-20/D/2P-385	US120106		NO	(0) 811914031499
WTH-20/D/R/2P-420	US120117	420VAC	YES	(0) 811914031208
WTH-20/D/2P-420	US120107		NO	(0) 811914031505



WTH-20/D/R/2P Series



WTH-20/D/2P Series

Certificates of Products



LISTED
E345944



RoHS

IEC61643-11



Surge Protective Device

Description

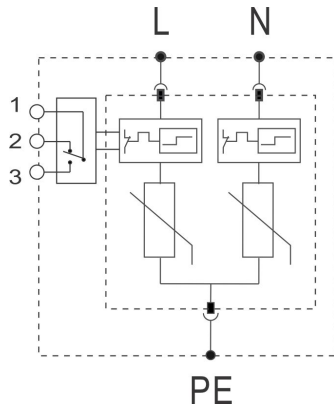
In accordance with: IEC 61643-11 - Class III and UL1449 Type 4 Location
Location of use: branch sub-distribution boards
Plug-in module and separate base design enables convenient maintenance.
Internal thermal disconnect devices help ensure safe or at end-of-life

WTH-20/D/R/2P Series Technical Data

Requirement Class to IEC61643-11	Class III
IEEE Category Rating	B & A
Nominal Discharge Current (In)	10kA
Max. Discharge Current (Imax)	20kA
Open circuit voltage (Uoc)	20kV
Protection Modes	L-PE, N-PE
Protective Element	MOV
Follow Current (If)	NO
Response Time (tA)	<5ns
Leakage Current (at 75%U1mA)	<20μA
Thermal Protection	YES
Protection Rating (IP Code)	IP 20
Short Circuit Current Ratings (SCCR)	25kA rms
Max. Back-up Fuse (if mains >50A)	50A gL (circuit-breaker: <20A)
Surge Life at 3kA (8/20μs)	>5000 events
Temperature Range	- 40°F to 176°F (-40°C to 80°C)
Relative Humidity	0% to 95% noncondensing
Maximum Operating Altitude	10,000 feet (3000m)
Terminal Cross Section	35mm ² (solid) / 25mm ² (stranded)
Stripping Length Contacts	0.6inches (15mm)
Terminal Screw Torque	Max. 3.5Nm
DIN Rail EN60715	35mm top-hat rail
Dimensions DIN 43880	36mm (2TE)
Housing Material	Thermoplastic (UL94 V-0)
Housing Design	Modular design
Net Weight Per Unit	0.5Lb (227g)

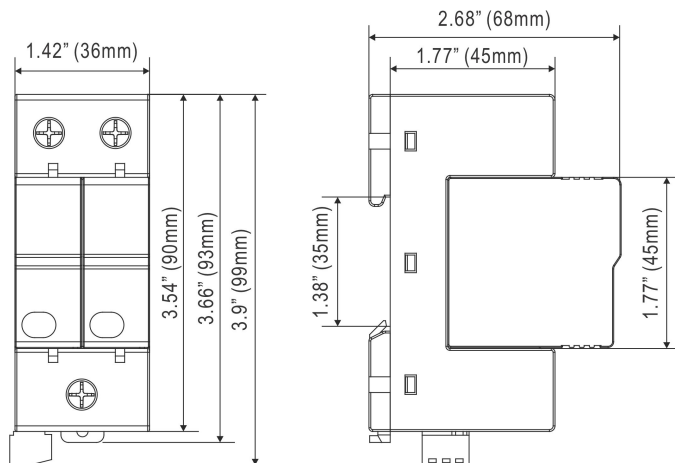
Surge Protective Device

Surge Protection Connection Diagram



Maximum Continuous Operating Voltage (MCOV/Uc)	275VAC	320VAC	385VAC	420VAC
Voltage Protection Level (Up)	1.3kV	1.4kV	1.5kV	1.7kV
Residual Voltage (Ures)	1.0kV	1.1kV	1.2kV	1.4kV

Dimensions



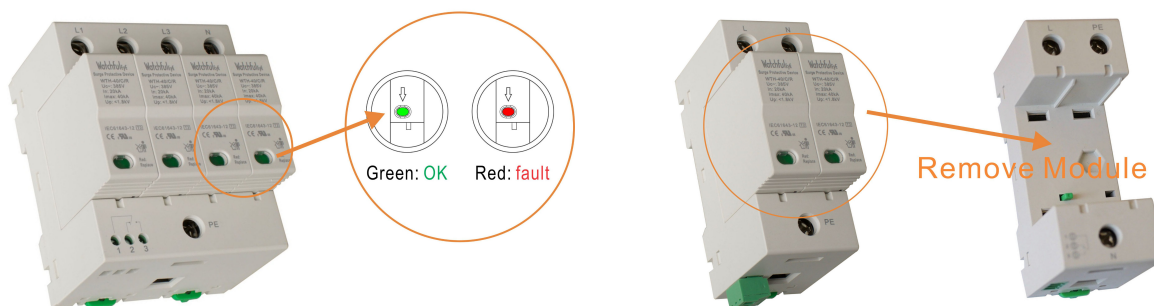
Remote Contacts

- 1: COM (Common)
- 2: NC (Normally Close)
- 3: NO (Normally Open)



Contact Ratings	125VAC/3A, 250VAC/1.5A
Terminal Cross Section	Max. 1.5mm ²
Stripping Length Contacts	0.25 inches (6-7mm)
Remote Terminal Torque	0.25Nm

Fault Indication (same indication in 1P/2P/3P/4P/1P+NPE/3P+NPE models)





Surge Protective Device

Common Terms and Definitions

1. Normal operating voltage rating (U_n)

2. Maximum Continuous Operating Voltage (U_c /MCOV):

Maximum r.m.s. voltage, which may be continuously applied to the surge protective device's mode of protection.

3. Nominal Discharge Current for Class II Test (I_n):

crest value of the current through the surge protective device having a current waveshape of 8/20 μ s.

4. Maximum Discharge Current (I_{max}):

Crest value of a current through the surge protective device having an 8/20 μ s waveshape and magnitude according to the manufacturers specification. I_{max} is equal to or greater than I_n .

5. Voltage Protection Level (U_p):

Maximum voltage to be expected at the surge protective device terminals due to an impulse stress with defined voltage steepness and an impulse stress with a discharge current with given amplitude and waveshape.

6. Residual Voltage (U_{res}):

Crest value of voltage that appears between the terminals of an surge protective device due to the passage of discharge current.

7. IEEE 62.41

CATEGORY C: outdoor overhead lines, service entrance (most severe)

CATEGORY B: major feeder, short branch circuits, service panel (indoor)

CATEGORY A: long branch circuits, receptacles (indoor) (least severe)

How to choose a suitable U_c (MCOV) value

Note: $U_c > 1.15U_n$

The relationship between two parameters U_c and U_p of a surge protective device is proportional.

If U_c is small, the value of U_p is also small; surge protective devices with smaller U_p can provide better surge protection. Whether to choose smaller U_c depends on the voltage stability of the grid.

If you choose surge protective devices with smaller U_c for the grid with instable voltage, the surge protective devices will frequently work while the grid voltage fluctuates, resulting in shortening surge protective device's product life.

If you choose larger U_c , and the value of U_p is accordingly large, the surge protective efficiency will not be so fine.

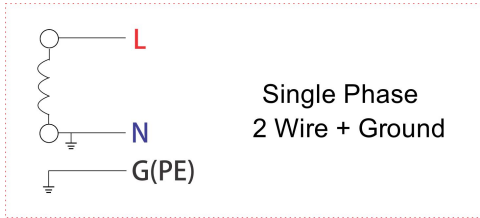
If you are unsure of the voltage stability of the grid,

it is suggested to calculate MCOV(U_c) using the following formula: $\sqrt{2} U_n < U_c < \sqrt{3} U_n$

AC Network (U_n)	MCOV(U_c), L/N-PE Protection Mode
110V	150V
120/208V	150V
127/220V	150V
220/380V	275V, 320V, 385V
230/400V	275V, 320V, 385V, 420V
240/415V	320V, 385V, 420V
277/480V	320V, 385V, 420V
347/600V	550V, 690V

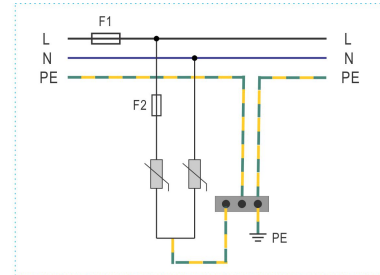
Surge Protective Device

AC Network Connection Diagram

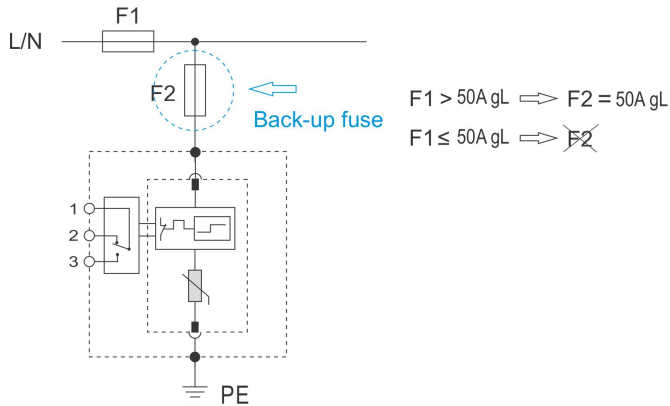


AC System Voltage

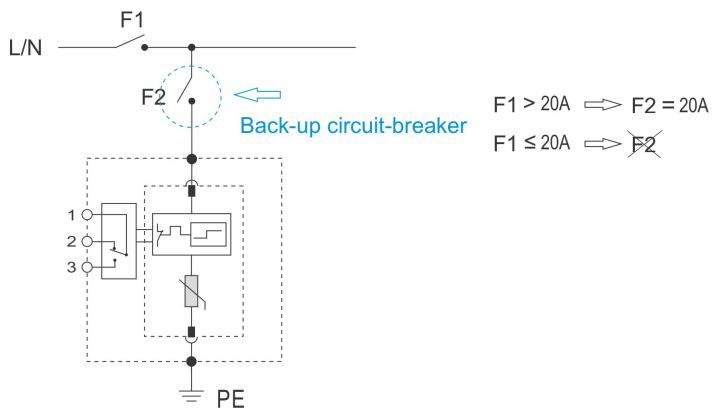
L-N:
220V, 230V, 240V
277V



Selection of back-up fuse

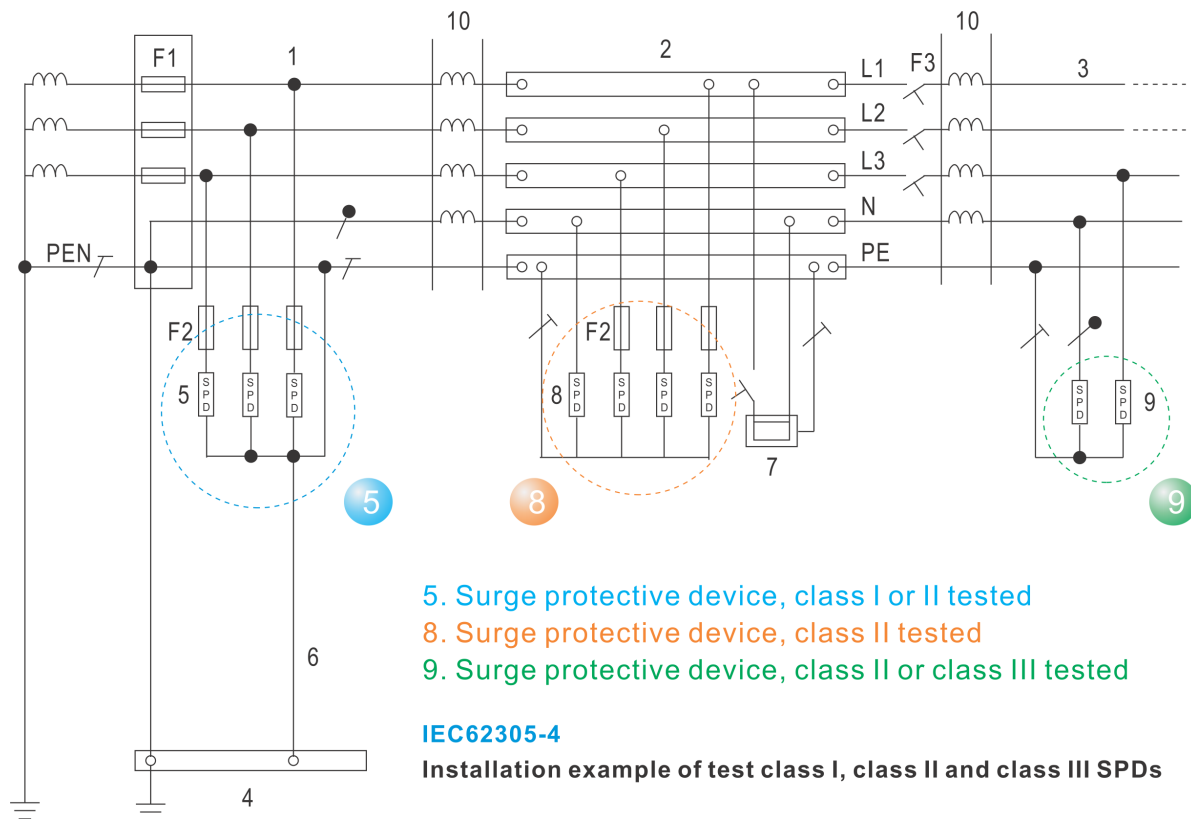


Selection of back-up circuit-breaker



Surge Protective Device

Application



Key

1. Origin of the installation
 2. Distribution board
 3. Distribution outlet
 4. Main earthing terminal or bar
 5. Surge protective device, class I or II tested
 6. Earthing connection (earthing conductor) of the surge protective device
 7. Fixed equipment to be protected
 8. Surge protective device, class II tested
 9. Surge protective device, class II or class III tested
 10. Decoupling element or line length
- F1, F2, F3 overcurrent protective disconnectors
- NOTE Refer to IEC 61643-12 for further information.



Surge Protective Device

FAQ & Help

1. What should I do if I can't find the paper manual in the product packaging?

Watchful Eye products is committed to going green with paperless data sheets. On the side of each product enclosure is an engraved link with URL for downloading paperless data sheet and QR code of the website. If you need the paper data sheet, you can open the link and print the data sheet by yourself.

2. The advantages of fault indication windows?

If surge protection fails, the fault indication windows will turn red, thus it can be seen intuitively, and the surge protective device can be replaced in time to avoid damage to the equipment caused by a second surge.

3. What instruments can be used to test whether its surge protection function is normal or not?

Test with a Watchful Eye surge protector tester

4. Can you list more applications?

Power supply panel, whole house



Surge Protective Device

Download WatchfulEye Official App

To learn about more products and updates from company, please scan QR code to download the official App:



After-sale Services

Watchful Eye provides a 5-year quality warranty globally.

[I have a question](#)